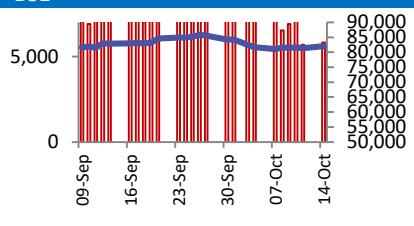
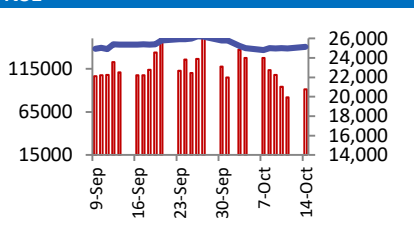


BSE		NSE																													
	<table border="1"> <tr><td>Open</td><td>81577</td></tr> <tr><td>High</td><td>82072</td></tr> <tr><td>Low</td><td>81541</td></tr> <tr><td>Close</td><td>81973</td></tr> <tr><td>Change</td><td>592</td></tr> <tr><td>Volume (Lacs)</td><td>7681</td></tr> <tr><td>Turnover (Rs.inCr)</td><td>5810</td></tr> </table>	Open	81577	High	82072	Low	81541	Close	81973	Change	592	Volume (Lacs)	7681	Turnover (Rs.inCr)	5810		<table border="1"> <tr><td>Open</td><td>25023</td></tr> <tr><td>High</td><td>25160</td></tr> <tr><td>Low</td><td>25018</td></tr> <tr><td>Close</td><td>25128</td></tr> <tr><td>Change</td><td>164</td></tr> <tr><td>Volume(Lacs)</td><td>30095</td></tr> <tr><td>Turnover(Rs.in Cr)</td><td>91179</td></tr> </table>	Open	25023	High	25160	Low	25018	Close	25128	Change	164	Volume(Lacs)	30095	Turnover(Rs.in Cr)	91179
Open	81577																														
High	82072																														
Low	81541																														
Close	81973																														
Change	592																														
Volume (Lacs)	7681																														
Turnover (Rs.inCr)	5810																														
Open	25023																														
High	25160																														
Low	25018																														
Close	25128																														
Change	164																														
Volume(Lacs)	30095																														
Turnover(Rs.in Cr)	91179																														

World Markets	Current	Previous	Pt. Chg	Var(%)
Dow	43065	42864	201	0.5%
Dow Futures	43431	43363	68	0.2%
Nasdaq	18503	18343	160	0.9%
FTSE	8293	8254	39	0.5%
Nikkei	40245	39606	639	1.6%
Hang Seng	20849	21093	(243)	-1.2%
Gift Nifty	25244	25271	(27)	-0.1%
Straits Singapore	3616	3596	20	0.6%
South Korea	2627	2623	4	0.1%
Taiwan	23284	22975	309	1.3%
Shanghai	3282	3284	(3)	-0.1%

Commodity Prices	Current	Previous	Pt. Chg	Var(%)
Copper (\$/MT)	9660	9792	(132.0)	-1.3%
Alumin (\$/MT)	2594	2633	(38.5)	-1.5%
Zinc (\$/MT)	3083	3154	(71.5)	-2.3%
Brent Crude (\$/bbl)	75.2	77.5	(2.2)	-2.9%
Gold (\$/Ounce)	2650	2649	1.8	0.1%
Silver (\$/Ounce)	31.3	31.2	0.1	0.2%
Light Crude (\$/bbl)	71.7	73.8	(2.2)	-2.9%
N G (\$/mmbtu)	2.5	2.5	(0.0)	-0.9%
Sugar (\$/MT)	579.5	575.0	4.5	0.8%
Rubber (Rs./kg)	197.0	196.5	0.5	0.3%
Baltic Dry Index	1814	1809	5.0	0.3%

Currency Exchange Rate	Current	Previous	Var(%)
Rs./\$ rate	84.06	84.07	-0.01%
Rs./ Euro	91.87	91.98	-0.12%
Rs./Chinese Yuan	11.83	11.86	-0.21%
Yen /\$ rate	149.67	149.76	-0.06%
\$ US/Euro	1.09	1.09	-0.06%

Dollar Index	Current	Previous	Var(%)
Dollar Index	105.26	105.28	-0.02%

Support/ Resistance Levels for Today		
	Nifty	Bank Nifty Fut
Support 1	25000	51800
Support 2	24930	51500
Resistance	25200	52300

Securities in Ban For Trade	
CHAMBLFERT	IDFCFIRSTB
GNFC	MANAPPURAM
GRANULES	PNB
HINDCOPPER	RBLBANK
SAIL	IEX
NATIONALUM	TATACHEM

### Market Review

**US:** US stocks rose on Monday to add to their all-time high s, as investors focused on earnings and economic data later in the week.

**Asia:** Asian stocks were mostly higher on Tuesday, supported by a strong Wall Street close and investor optimism about corporate earnings, while the dollar held near a two-month top, aided by bets on a smaller U.S. rate cut next month.

**India:** India's benchmark stock indices, Nifty and Sensex, ended at over one-week highs on Monday, tracking the sharp gains in Infosys Ltd. and HDFC Bank Ltd. **Market is expected to open on a flattish note and likely to witness range bound move during the day.**

**Global Economy:** China's export growth slowed sharply in September while imports also unexpectedly decelerated, undershooting forecasts by big margins and suggesting manufacturers are slashing prices to move inventory ahead of tariffs from several trade partners.

Brazil's economic activity again surprised on the upside in August, central bank data showed on Monday, reinforcing a view of heated economic momentum that prompted policymakers to kick off a monetary tightening cycle last month. Members of the bank's interest rate-setting committee have mentioned stronger-than-expected activity as a key reason behind the move as it has impacted inflation expectations and consumer price readings, which remain above target.

Central banks remain keen buyers of gold to diversify their reserves for financial or strategic reasons, representatives of three central banks told the London Bullion Market Association's annual conference in Miami on Monday. Elevated demand for gold from central banks underpinned the price of the non-yielding gold when the global interest rates were high in 2022-2023 and then slowed down with this year's 28% spot gold price rally. China's central bank held back on buying gold for a fifth straight month in September.

**Commodities:** Gold was flat on Tuesday as investors await fresh insights into the Federal Reserve's stance on U.S. interest rate reductions for further direction on prices.

Oil prices fell sharply in Asian trade on Tuesday, extending recent losses amid growing concerns over a demand slowdown, while a report suggesting that Israel will not attack Iranian oil facilities also weighed.

**Currency:** The U.S. dollar was perched at an over two-month high against major currencies on Tuesday, spurred by wagers the Federal Reserve will proceed with modest rate cuts in the near term, while the yen inched closer to the key 150 per dollar level.

FII Derivative Transactions (Rs. Cr)

Contracts	Purchase		Sell		Net	Open Interest (OI)		OI (Previous day)		Change	
	Contract	Value	Contract	Value	Value	Contract	Value	Contract	Value	Contract	Value
Index Future	34040	2432	33930	2272	160	517245	34835	531435	35505	(14190)	(670)
Index Option	24888849	1681258	24970143	1687748	(6490)	6387718	428596	6123122	405561	264596	23035
Stock Future	260176	21229	266627	21509	(280)	4350166	345425	4358209	344726	(8043)	699
Stock Option	500480	41116	548221	44856	(3740)	1137724	90901	1090831	86961	46893	3940
Total	25683545	1746035	25818921	1756385	(10350)	12392853	899757	12103597	872753	289256	27004

FII All Activity-BBG (Rs Cr)	Buy	Sell	Net
7-Oct-24	14937	23063	(8127)
8-Oct-24	15789	21170	(5381)
9-Oct-24	12824	16503	(3679)
10-Oct-24	10098	14835	(4737)
11-Oct-24	6545	10576	(4031)
<b>Month to date- Oct</b>	<b>105803</b>	<b>162118</b>	<b>(56315)</b>
FII (Prov.) (Rs Cr)	Buy	Sell	Net
8-Oct-24	14774	20504	(5730)
9-Oct-24	11726	16289	(4563)
10-Oct-24	16514	21441	(4927)
11-Oct-24	6220	10382	(4163)
14-Oct-24	9364	13096	(3732)
<b>Month to date-Oct</b>	<b>117120</b>	<b>179247</b>	<b>(62126)</b>
DII (Prov.) (Rs. Cr)	Buy	Sell	Net
8-Oct-24	19495	12494	7001
9-Oct-24	14842	11333	3509
10-Oct-24	13301	9423	3878
11-Oct-24	11907	8176	3731
14-Oct-24	11598	9319	2278
<b>Month to date-Oct</b>	<b>155082</b>	<b>95012</b>	<b>60070</b>
FII Debt - BBG (Rs. Cr)	Buy	Sell	Net
7-Oct-24	2083	8581	(6498)
8-Oct-24	1107	2582	(1475)
9-Oct-24	5617	1825	3792
10-Oct-24	1446	2360	(914)
11-Oct-24	2569	2191	378
<b>Month to date- Oct</b>	<b>25644</b>	<b>28224</b>	<b>(2579)</b>

Market Breadth	BSE		NSE	
	No.	%	No.	%
Advance	2044	49%	1375	48%
Decline	2011	48%	1404	49%
Unchanged	140	3%	69	2%

Market Turnover	14-Oct	11-Oct	Var (%)
BSE Cash	5810	5682	2%
NSE Cash	91179	81981	11%
NSE Futures	108967	100376	9%
NSE Options	23874534	10824202	121%
Total (Rs.Cr)	24080491	11012240	119%

Volatility Index	14-Oct	11-Oct
Volatility Index	13.00	13.22

Index PE - TTM	14-Oct	Yr. High	Yr. Low
Sensex	24.1	26.0	21.8
Nifty	23.6	28.8	20.3

Corporate News

**Honeywell automation secures ground lighting project for Noida International Airport**

Honeywell Automation India (HAIL) has been awarded a significant contract to supply its advanced Airfield Ground Lighting (AGL) system for the Noida International Airport (NIA). This state-of-the-art technology will enhance visual guidance for aircraft operations, increasing safety and streamlining movements across the tarmac. The AGL system will be instrumental in assisting aircraft during difficult weather conditions, supporting both landing and on-ramp safety. (FE)

**Indian Oil to form JV with EverEnviro Resource Management**

To focus on advancing biofuel adoption in India Indian Oil as entered into a Joint Venture Agreement with EverEnviro Resource Management, a leading biofuels company in the country. This association will pave the way for the formation of a 50:50 joint venture company dedicated to advancing biofuel adoption across the country. The joint venture will focus on integrating advanced biogas technologies to convert organic waste into Compressed Biogas (CBG), a cleaner and renewable energy source. This will significantly reduce greenhouse gas emissions while providing a sustainable alternative to traditional fossil fuels. (BS)

**IFGL Refractories, Marvels International Group Form JV Company**

IFGL Refractories Ltd. will set up a joint venture company in India with Marvels International Group Co. of Seychelles and Marvel Refractories Anshan Co. of PR China to enhance brick production capabilities in the country. IFGL Refractories will hold a 51% share in the JV entity, while 49% stake will be held by the MIG. The company also added that it does not hold shares either in MIG or the Chinese company MRL. (NDTV)

Economy

**India's retail inflation accelerates to 5.49%, exceeds RBI's 4% target**

India's retail inflation accelerated to a 9-month high of 5.49% on an annual basis in September, driven by a persistent rise in vegetable prices and a lower year-ago base. This is higher than the 5-year low of 3.65% registered in the previous month and marks the first time since July that it has exceeded the Reserve Bank of India's (RBI) 4% medium-term target. (ET)

**Wholesale inflation quickens to 1.84% in September driven by food price surge**

India's wholesale inflation accelerated to 1.84% in September on an annual basis, as against 1.31% in August amid surge in food prices, showed government data on Monday. The WPI for Sept'23 was pegged at 0.26%. Fuel and power deflated in September with prices falling over 4% when compared to 0.67% in the previous month. (ET)

International

**Tokyo Metro set to raise \$2.3bn in Japan's biggest IPO in 6 years**

Tokyo Metro is expected to raise 348.6 bn yen (\$2.3 bn) after pricing its initial public offering at the top end of its range, according to two sources familiar with the matter, in the largest IPO in Japan for six years. The company has priced the shares at 1,200 yen apiece, compared to a range of 1,100 to 1,200 yen, said the sources, who declined to be named as the information is not public. (Inv)

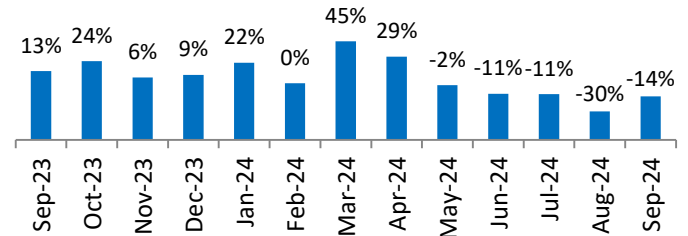
Top 5 Nifty Gainers	14-Oct	11-Oct	Var(%)
WIPRO	550	528	4.0%
TECHM	1693	1647	2.8%
HDFCLIFE	741	724	2.3%
HDFCBANK	1688	1651	2.2%
LT	3555	3483	2.1%
Top 5 Nifty Losers	14-Oct	11-Oct	Var(%)
ONGC	287	293	-2.1%
MARUTI	12538	12777	-1.9%
TATASTEEL	158	161	-1.5%
BAJFINANCE	7209	7302	-1.3%
ADANIANT	3101	3137	-1.2%

BSE Index Watch	Last	1 day	1 wk	1 mth	1 yr
SENSEX	81973	0.7%	1.1%	-1.1%	23.7%
MIDCAP	48571	0.3%	3.3%	-1.4%	50.3%
SMLCAP	56632	0.1%	4.6%	-0.9%	48.3%
AUTO	59808	0.2%	2.6%	2.6%	60.5%
BANKEK	58866	1.0%	3.0%	-0.1%	18.3%
Capital Goods	72061	0.7%	4.8%	-0.8%	50.4%
FMCG	22713	0.4%	-0.6%	-4.1%	19.5%
Health Care	44629	0.4%	3.5%	0.7%	57.7%
IT	43258	1.0%	1.8%	-1.7%	34.3%
METAL	33600	-0.1%	0.3%	5.4%	44.8%
Oil & Gas	30139	-0.1%	1.2%	-1.8%	59.1%
Power	8420	0.0%	4.0%	2.5%	85.5%
Realty	8251	1.5%	3.6%	0.2%	68.8%

NSE USD Futures	14-Oct	11-Oct	Var (%)
Oct Expiry (Rs./\$)	83.97	83.99	0.0%
Nov Expiry (Rs./\$)	84.21	83.97	0.3%
Total Turnover (Rs. Crore)	3070	6109	-50%

Sectors	TTM PE
Auto	34.39
Auto Ancillary	54.85
Banking	14.59
Engineering	43.28
Cement	82.25
Diamonds & Jewellery	53.67
Housing Finance	26.98
Infrastructure & Const	35.23
Metals-Aluminium	36.9
Metal – Steel	20.55
Oil Expl.	17.78
Pharma	11.58
Power – Gen. Supp.	47.46
Information Tech.	27.51
Sugar	23.4
Telecom Serv. Prov.	88.73
Tyres	27.85

**Force Motors Monthly Volume Growth (YoY)**  
(Source: Company Data)



10 year G-Sec Yield	Current	Previous	Change
US	4.09%	4.10%	(1) bps
Japan	0.97%	0.95%	1 bps
India	6.78%	6.79%	(1) bps
UK	4.24%	4.21%	3 bps
Libor 3 Mths	4.85%	4.85%	(0) bps

Indian Eco Data	Current	Previous	Var(%)
Forex Reserve (US\$ in bn)	654	652	0.3%
Inflation - WPI	1.84%	1.31%	53 bps
Inflation - CPI	5.49%	3.65%	184 bps

India GDP	Q1FY25	Q4FY24	Var(%)
Growth	6.70%	7.76%	(106)bps

Monetary Policy	Current	Previous	Change
Repo Rate	6.50%	6.50%	0 bps
Reverse Repo Rate	3.35%	3.35%	0 bps
CRR	4.50%	4.50%	0 bps
O/S Banking System Liquidity (Rs bn)	1722	1722	(0.7)

IIP Growth %	Aug-24	Aug-23	Apr-Feb
IIP	-0.1	10.9	4.3
Capital Goods	0.7	13.1	3.6
Mining	1.0	10.0	4.1
Manufacturing	-3.7	15.3	6.6
Electricity	-4.3	12.3	5.1



**Bulk Deal As On 14/10/24**

BSE					
Security Code	Security Name	Client Name	Deal	Quantity	Price
539506	ADCON	KIRTESH BABULAL SHAH	S	2200000	0.86
539506	ADCON	VIKAS RAMESH MEHTA	S	1209283	0.88
526935	ARUNIS	SHREEJI CAPITAL AND FINANCE LIMITED	S	17132	31.57
526935	ARUNIS	SHREEJI CAPITAL AND FINANCE LIMITED	B	538	31.59
540923	ASHOKAMET	NOPEA CAPITAL SERVICES PRIVATE LIMITED	S	138000	32.13
544183	ASSOCIATED	ANJALI TUKARAM SOGAM	S	6000	269.12
544183	ASSOCIATED	ANJALI TUKARAM SOGAM	B	9000	261.31
544183	ASSOCIATED	BONANZA PORTFOLIO LIMITED	S	6000	270.35
544183	ASSOCIATED	BONANZA PORTFOLIO LIMITED	B	15000	271.15
544183	ASSOCIATED	G.S. FINANCIAL CORPORATION(DONT MAP CASH N MCXSX)	S	10000	262.29
544183	ASSOCIATED	GAURAV MITTAL	S	14000	266.49
544183	ASSOCIATED	KAIZEN ORGANICS PRIVATE LIMITED	S	15000	265.75
544183	ASSOCIATED	KANTA ANANTRAI DESAI	S	13000	258.58
544183	ASSOCIATED	KANTA ANANTRAI DESAI	B	13000	253.08
544183	ASSOCIATED	NEEL SHANKAR HARLALKA (HUF)	S	7000	267.31
544183	ASSOCIATED	PANKAJ A DESAI HUF	S	14000	254.48
544183	ASSOCIATED	PANKAJ A DESAI HUF	B	13000	252.08
544183	ASSOCIATED	PANKAJ ANANTRAI DESAI	S	29000	255.13
544183	ASSOCIATED	PANKAJ ANANTRAI DESAI	B	30000	252.81
544183	ASSOCIATED	RAJKUMAR GOYAL HUF	S	9000	273.55
544183	ASSOCIATED	ROHIT JAIN	B	20000	270.81
544183	ASSOCIATED	SATISH PURUSHOTTAM PASEBAND	B	30000	268.44
544183	ASSOCIATED	SHAGUFTA INVESTMENT PVT LTD	S	28000	263.93
544183	ASSOCIATED	SHAGUFTA INVESTMENT PVT LTD	B	28000	255.32
544183	ASSOCIATED	SHERWOOD SECURITIES PVT LTD	S	140000	259.55
544183	ASSOCIATED	SHERWOOD SECURITIES PVT LTD	B	79000	263.28
544183	ASSOCIATED	V5 LOGISTICS & WAREHOUSING PRIVATE LIMITED	S	10000	265.49
530609	CARNATIN	SAJAL KUMAR KUNDU	S	25000	7.87
530609	CARNATIN	VIVEK KANDA	B	25618	7.87
539559	DDIL	BHAVISHYA ECOMMERCE PRIVATE LIMITED	S	114350	8.7
539559	DDIL	BHAVISHYA ECOMMERCE PRIVATE LIMITED	B	678713	8.66
539559	DDIL	CHINTAN ROHITKUMAR SHAH	S	999992	8.69
543516	DHYAANITR	ARPNA DINESH LODHA	B	112000	21.1
543516	DHYAANITR	BHAVIN INDRAJIT PARIKH	S	403200	21.17
543516	DHYAANITR	KRISHNA TRADE FINANCE	S	361200	21.16
543516	DHYAANITR	KRISHNA TRADE FINANCE	B	498400	21.16
543516	DHYAANITR	SHIVAM JINDAL	B	145600	21.18
543516	DHYAANITR	SHREE SADGURU INVESTMENTS	B	196000	21.12
540190	FRANKLININD	MULTIPLIER SHARE & STOCK ADVISORS PRIVATE LIMITED	B	2500000	2.1
539041	GANVERSE	SANGEETA PAREEKH	S	60000	52.82
506858	GUJPETR	LIFE INSURANCE CORPORATION OF INDIA	S	52837	72
506858	GUJPETR	MANJU GAGGAR	B	55000	72.05
513337	GUJTLRM	EMINENCE GLOBAL FUND PCC- EUBILIA CAPITAL PARTNERS FUND I	S	8229325	13.7
539206	GVBL	PARUL AGRAWAL	S	34000	90.25
505336	HARSHILAGR	AVENUE BUSINESS CENTER PRIVATE LIMITED	B	55946	92.89
505336	HARSHILAGR	HEMALI PATHIK THAKKAR	B	150000	92.89
505336	HARSHILAGR	MULTIPLIER SHARE & STOCK ADVISORS PRIVATE LIMITED	S	170000	92.89
505336	HARSHILAGR	MULTIPLIER SHARE & STOCK ADVISORS PRIVATE LIMITED	B	50000	92.89
505336	HARSHILAGR	SETU SECURITIES PVT. LTD.	S	145000	92.89
505336	HARSHILAGR	SETU SECURITIES PVT. LTD.	B	65000	92.89

543546	HEALTHYLIFE	MISTERKAPOORKESHRI	B	130000	60.81
543951	INNOVATUS	CHETAN KANTILAL MODI	S	21000	29.57
544270	KGVL	VICKY RAJESH JHAVERI	S	45600	94.77
512048	LUHARUKA	MULTIPLIER SHARE & STOCK ADVISORS PRIVATE LIMITED	S	3400000	3.83
512048	LUHARUKA	MULTIPLIER SHARE & STOCK ADVISORS PRIVATE LIMITED	B	3389	3.81
514060	MARKOBENZ	DHANANJAY CHOUBEY	B	206969	17.93
514060	MARKOBENZ	MINDTREE MACHINERY PRIVATE LIMITED	S	174715	17.94
514060	MARKOBENZ	SAUMIL ARVINDBHAI BHAVNAGARI	S	120000	17.94
514060	MARKOBENZ	SEIFER RICHARD MASCARENHAS	S	200000	17.94
539519	MAYUKH	RAJU HARIHARAN	B	150000	8.51
539767	MNIL	SEEMA	S	27500	20.04
539767	MNIL	SITA RAM	B	27500	20.04
540243	NEWLIGHT	SANTOSH KUMAR KUSHAWAHA	S	459269	8.07
540243	NEWLIGHT	SANTOSH KUMAR KUSHAWAHA	B	110000	8.07
544269	NPFL	BP COMTRADE PRIVATE LIMITED	B	90000	23.39
531512	ORIENTTR	KABEELON SALES CORP	B	75500	15.29
531395	PADAMCO	HARDIK JAWAHARBHAI MEHTA	B	50000	133.4
531395	PADAMCO	MULTIPLIER SHARE & STOCK ADVISORS PRIVATE LIMITED	S	5000	133.4
531395	PADAMCO	MULTIPLIER SHARE & STOCK ADVISORS PRIVATE LIMITED	B	25000	133.4
531395	PADAMCO	PANKAJ MITTAL	B	99589	133.4
531395	PADAMCO	RAJEV GUPTA	S	250000	133.4
531395	PADAMCO	SAPNA MITTAL	B	37000	133.4
532911	PARLEIND	ABHA VINAYKUMAR JAIN	B	100000	14.35
523862	PIFL	GANGADEVI	S	69000	20.02
523862	PIFL	KANTA DEVI SAMDARIA	B	30000	20.02
523862	PIFL	RUCHIRA GOYAL	B	40000	20.02
530095	PRADHIN	DIVYA AGGARWAL	S	22167	50.56
530095	PRADHIN	JESINGBHAI JIVABHAI CHAUDHARI	B	25000	50.52
526490	PRATIK	INFINITI INFRASTEEL LLP .	B	500000	6
511557	PROFINC	APURVA CHOPRA	S	3369051	1.95
511557	PROFINC	DILKUSH BAFNA J	S	2600000	1.95
511557	PROFINC	HONADE TUSHAR RAVINDRA	B	2500000	1.95
511557	PROFINC	JAIPAL BHATESING GIRASE	B	2500000	1.95
511557	PROFINC	KAPIL KUMAR	B	1278000	1.95
511557	PROFINC	NARAYAN DASS CHANDAK	B	1500000	1.95
511557	PROFINC	NEHABEN PRADIPBHAI PRAJAPATI	B	2025000	1.95
511557	PROFINC	NITESH KANWARLAL CHOPRA	S	2527678	1.95
511557	PROFINC	POOJA JAIPAL GIRASE	B	1400000	1.95
511557	PROFINC	SAROJ GUPTA	S	1160000	1.95
511557	PROFINC	SITANSHU PUGALIA	B	1900000	1.95
511557	PROFINC	UMA	S	2282669	1.95
511557	PROFINC	URJA INVESTMENT PRIVATE LIMITED	S	3574492	1.95
511557	PROFINC	VANSHIKA STOCK VISION LLP	S	3500000	1.95
511557	PROFINC	VINAY ARUNKUMAR SANKLECHA	S	1200000	1.95
536659	PVVINFRA	AMIN ABDULBHAI NAYANI	S	300002	7.96
538714	SANGAMFIN	LAXMI MANAGEMENT PRIVATE LIMITED	S	104500	130
538714	SANGAMFIN	NOVELTY TIE UP PRIVATE LIMITED	S	187000	130
538714	SANGAMFIN	R P SONI DAUGHTERS TRUST	B	291525	130
540132	SILL	DIVYA KANDA	B	55000	17.65
540132	SILL	SARITA JAIN	S	49694	17.65
540132	SILL	SUSHIL KUMAR JAIN	S	49694	17.65
519242	SRDAPRT	MANOJ KUMAR KANDA	B	8966	102.75
519242	SRDAPRT	SAHIB PUNIANI	S	12765	102.75
539217	SRESTHA	MARIANGO TRADING PRIVATE LIMITED	S	19283666	0.87
540914	SRUSTEELS	7M DEVELOPERS LLP	B	1550000	8.03
540914	SRUSTEELS	ANITADEVI PRITHVIRAJ JAIN	S	300000	8.2
540914	SRUSTEELS	ASHOKKUMAR BANSILAL KANJANI	S	500000	8.03
540914	SRUSTEELS	CHIMANLAL POPATLAL MATALIYA	S	470321	8.03

540914	SRUSTEELS	DESAI SANJAY MAHENDRABHAI	B	300000	8.03
540914	SRUSTEELS	HARSH JAIDEEP BENANI	S	500000	8.03
540914	SRUSTEELS	ISH TRAVEL & TOURS PRIVATE LIMITED	B	888100	8.03
540914	SRUSTEELS	JACKEY CHAMPALAL SHAH	S	999999	8.13
540914	SRUSTEELS	KAMAL VIJAYKUMAR SURANA	S	352740	8.15
540914	SRUSTEELS	KETAN RAJENDRA ACHARYA	B	1600000	8.03
540914	SRUSTEELS	KHUSHBOO SHAH	S	360000	8.03
540914	SRUSTEELS	PRAGNESH JINDAS DOSHI	S	800000	8.03
540914	SRUSTEELS	PRAJAL BHANDARI	B	2000000	8.03
540914	SRUSTEELS	PRIYANKA PURAV SHAH	S	470330	8.03
540914	SRUSTEELS	RAKESH OMPRAKASH HUF	S	470321	8.16
540914	SRUSTEELS	RAKESHKUMAR BHIMRAJ SHAH	S	470321	8.19
540914	SRUSTEELS	SAROJ GUPTA	B	2500000	8.03
540914	SRUSTEELS	SAUMIL ARVINDBHAI BHAVNAGARI	B	600000	8.03
540914	SRUSTEELS	SRESTHA FINVEST LIMITED	S	4780349	8.04
540914	SRUSTEELS	SRESTHA FINVEST LIMITED	B	5649607	8.12
540914	SRUSTEELS	SYLPH TECHNOLOGIES LIMITED	B	4100000	8.05
540914	SRUSTEELS	VAIDIK GOEL	S	50000	8.18
540914	SRUSTEELS	VAIDIK GOEL	B	550000	8.03
540914	SRUSTEELS	VICKY RAJESH JHAVERI	S	950000	8.03
540914	SRUSTEELS	VIKRAM CHAMPALAL SHAH	S	990000	8.17
540914	SRUSTEELS	VISHAL POPATLAL RUGHANI	S	350000	8.03
538733	STARLIT	PCM POWER GENERATION PRIVATE LIMITED	S	106977	2.7
543745	SVS	ABDUL AHAD SHAKEEL MISTRY	S	246000	18.72
543745	SVS	CHETAN KANTILAL MODI	B	108000	18.7
543745	SVS	MILAN JAYVANTLAL MITHANI(HUF)	S	150000	18.7
531039	SWADHATURE	SAHIB PUNIANI	S	31691	12.14
537392	TAAZAIN	ANAND MOHAN .	S	267500	3.91
537392	TAAZAIN	ANAND MOHAN .	B	7500	4.15
537392	TAAZAIN	GAYATHRIRADHAKRISHNAN	B	270000	3.91
537392	TAAZAIN	SURAJADIGA	B	39755	4.04
540108	TIAANC	PHOOL DEVI GHOSAL	B	57479	4.28
542765	TRANSPACT	VISHAL MAHESH WAGHELA	B	2000	184.08
543623	VEDANTASSET	NAVJOTSINGHBRAR	S	15000	183.31
538920	VINCOFE	RAJESH MIRCHUMAL SADHWANI	S	1000000	127.01
511018	ZMILGFIN	DILKUSH BAFNA J	B	112000	36

NSE

Security Code	Security Name	Client Name	Deal	Quantity	Price
ASHOKAMET	Ashoka Metcast Limited	HEMANG GHANSHYAMBHAI GOL	BUY	227305	30.58
ATALREAL	Atal Realtech Limited	MILAN JAYVANTLAL MITHANI(HUF)	BUY	785621	8.83
ATALREAL	Atal Realtech Limited	S K GROWTH FUND PVT.LTD.	SELL	3045000	8.81
CPS	C P S Shapers Limited	ALPA WEALTH CREATOR	BUY	10800	392.19
DIFFNKG	Diffusion Engineers Ltd	CINCO STOCK VISION LLP	SELL	202356	252.66
HVAX	HVAX Technologies Limited	CRAFT EMERGING MARKET FUND PCC-PROSPERITY INVESTMENTS	SELL	16500	569.1
HVAX	HVAX Technologies Limited	SPRING VENTURES	BUY	18000	569.1
MAXPOSURE	Maxposure Limited	AUGMENTA VALUE TRUST - SCHEME 1	SELL	150000	104.05
MITTAL-RE1	Mittal Life Style Ltd	COMFORT CAPITAL PRIVATE LIMITED	SELL	2175000	0.27
MITTAL-RE1	Mittal Life Style Ltd	GOVIND RAM PATODIA	SELL	3972963	0.25
MITTAL-RE1	Mittal Life Style Ltd	K PAVAN KUMAR	BUY	1200006	0.22
MOXSH	Moxsh Overseas Educon L	CAPNEXT ADVISORY PRIVATE LIMITED	SELL	51200	57.15
MRO-TEK	MRO-TEK Realty Ltd	JITENDRA MOHANDAS VIRWANI	SELL	115652	99.43
MRO-TEK	MRO-TEK Realty Ltd	RAJAT GOENKA	BUY	100000	100.03
NITCO	Nitco Limited	JM FINANCIAL ASSET RECONSTRUCTION COMPANY LIMITED	SELL	2004018	93.76
ORIENTLTD	Orient Press Limited	MUNDHRA NARAYAN PRASAD	SELL	60370	128.62
SAH	Sah Polymers Limited	UNISHIRE URBAN INFRA LIMITED	SELL	195000	95.18
SHUBHSHREE	Shubhshree Biofuels Ene L	CRAFT EMERGING MARKET FUND PCC- CITADEL CAPITAL FUND	SELL	37200	239.03
TECHERA	TechEra Engineer (Ind) L	COMPACT STRUCTURE FUND	SELL	254400	184.28
THESL	Thinking Hats Enter Sol L	GIRJADHAVA VYAPAAR PRIVATE LIMITED	BUY	150000	47.49
THESL	Thinking Hats Enter Sol L	MANVI JAIN	SELL	75000	47.85
THESL	Thinking Hats Enter Sol L	MULTIPLIER SHARE & STOCK ADVISORS PRIVATE LIMITED	SELL	96000	47.85
TARIL	Transformers And Rectifie	ADVANCED SERIES TRUST - AST PRUDENTIAL GROWTH ALLOCATION PORTFOLIO	BUY	24796	780.3
TARIL	Transformers And Rectifie	JITENDRA MAMTORA	SELL	2700000	780.3
TARIL	Transformers And Rectifie	JITENDRA MAMTORA	SELL	2700000	780.3
TARIL	Transformers And Rectifie	NEW YORK STATE TEACHERS RETIREMENT SYSTEM	BUY	1360047	780.3
TARIL	Transformers And Rectifie	NEW YORK STATE TEACHERS RETIREMENT SYSTEM	BUY	1360047	780.3
TARIL	Transformers And Rectifie	PGIM FUNDS PLC- PGIM JENNISON EMERGING MARKETS EQUITY FUND	BUY	66663	780.3
TARIL	Transformers And Rectifie	PRU WORLD FD INC. PGIM JENNISON EMERGING MARKETS EQUITY OPPORTUNITIES FUND	BUY	609522	780.3
TARIL	Transformers And Rectifie	SOCIETE GENERALE	BUY	238972	780.3
TARIL	Transformers And Rectifie	STALLION ASSET PRIVATE LIMITED	BUY	400000	780.3
TRENT	Trent Ltd.	DODONA HOLDINGS LIMITED	SELL	1042690	8115
TRENT	Trent Ltd.	SIDDHARTHA YOG	BUY	1042690	8115
DENTALKART	Vasa Denticity Limited	PITAM GOEL	SELL	112500	650
VINNY	Vinny Overseas Limited	ANKITA VISHAL SHAH	SELL	3000000	2.02
VLEGOV	VL E Gov and IT Sol Ltd	NAVRATRI SHARE TRADING PRIVATE LIMITED .	BUY	540000	180.53



**Disclosure:**

Research Reports that are published by Nirmal Bang Securities Private Limited (hereinafter referred to as “NBSPL”) are for private circulation only. NBSPL is a registered Research Analyst under SEBI (Research Analyst) Regulations, 2014 having Registration no. INH000001766. NBSPL is also a registered Stock Broker with National Stock Exchange of India Limited, BSE Limited, Metropolitan Stock Exchange of India Limited, Multi Commodity Exchange of India Limited and , National Commodity and Derivative Exchange Limited in Capital Market , Equity and Commodities derivatives segments and Currency Derivatives Segment .

NBSPL has other business divisions with independent research teams separated by Chinese walls, and therefore may, at times, have different or contrary views on stocks and markets.

NBSPL or its associates have not been debarred / suspended by SEBI or any other regulatory authority for accessing / dealing in securities Market since last 20 years. NBSPL, its associates or analyst or his relatives do not hold any financial interest (Except Investment) in the subject company. NBSPL or its associates or Analyst do not have any conflict or material conflict of interest at the time of publication of the research report with the subject company. NBSPL or its associates or Analyst or his relatives may or may not hold beneficial ownership of 1% or more in the subject company at the end of the month immediately preceding the date of publication of this research report.

NBSPL or its associates / analyst has not received any compensation / managed or co-managed public offering of securities of the company covered by Analyst during the past twelve months. NBSPL or its associates have not received any compensation or other benefits from the company covered by Analyst or third party in connection with the research report. Analyst has not served as an officer, director or employee of Subject Company. NBSPL / analyst has not been engaged in market making activity of the subject company.

**Analyst Certification:** The research analysts and authors of these reports, hereby certify that the views expressed in this research report accurately reflects my/our personal views about the subject securities, issuers, products, sectors or industries. It is also certified that no part of the compensation of the analyst(s) was, is, or will be directly or indirectly related to the inclusion of specific recommendations or views in this research. The analyst(s) principally responsible for the preparation of this research report and has taken reasonable care to achieve and maintain independence and objectivity in making any recommendations.

**Disclaimer:**

The Research Report is for the personal information of the authorized recipient and does not construe to be any investment, legal or taxation advice. NBSPL is not soliciting any action based upon it. Nothing in the research report shall be construed as a solicitation to buy or sell any security or product, or to engage in or refrain from engaging in any such transaction. In preparing the research report, we did not take into account the investment objectives, financial situation and particular needs of the reader.

The research report has been prepared for the general use of the clients of NBSPL and must not be copied, either in whole or in part, or distributed or redistributed to any other person in any form. If you are not the intended recipient you must not use or disclose the information in the research report in any way. Though disseminated to all the customers simultaneously, not all customers may receive the research report at the same time. NBSPL will not treat recipients as customers by virtue of their receiving the research report. The research report is not directed or intended for distribution to or use by any person or entity resident in a state, country or any jurisdiction, where such distribution, publication, availability or use would be contrary to law, regulation or which would subject NBSPL & its group companies to registration or licensing requirements within such jurisdictions.

The report is based on the information obtained from sources believed to be reliable, but we do not make any representation or warranty that it is accurate, complete or up-to-date and it should not be relied upon as such. We accept no obligation to correct or update the information or opinions in it. NBSPL or any of its affiliates or employees shall not be in any way responsible for any loss or damage that may arise to any person from any inadvertent error in the information contained in the research report. NBSPL or any of its affiliates or employees do not provide, at any time, any express or implied warranty of any kind, regarding any matter pertaining to this report, including without limitation the implied warranties of merchantability, fitness for a particular purpose, and non-infringement. The recipients of the research report should rely on their own investigations.

This information is subject to change without any prior notice. NBSPL reserves its absolute discretion and right to make or refrain from making modifications and alterations to this statement from time to time. Nevertheless, NBSPL is committed to providing independent and transparent recommendations to its clients, and would be happy to provide information in response to specific client queries.

Before making an investment decision on the basis of research report, the reader needs to consider, with or without the assistance of an adviser, whether the advice is appropriate in light of their particular investment needs, objectives and financial circumstances. There are risks involved in securities trading. The price of securities can and does fluctuate, and an individual security may even become valueless. International investors are reminded of the additional risks inherent in international investments, such as currency fluctuations and international stock market or economic conditions, which may adversely affect the value of the investment. Opinions expressed are subject to change without any notice. Neither the company nor the director or the employees of NBSPL accept any liability whatsoever for any direct, indirect, consequential or other loss arising from any use of the research report and/or further communication in relation to the research report. Here it may be noted that neither NBSPL, nor its directors, employees, agents or representatives shall be liable for any damages whether direct or indirect, incidental, special or consequential including lost revenue or lost profit that may arise from or in connection with the use of the information contained in the research report.

Copyright of this document vests exclusively with NBSPL.

Our reports are also available on our website

Registration granted by SEBI and certification from NISM in no way guarantee performance of NBSPL or provide any assurance of returns to investors.

**Nirmal Bang Research (Division of Nirmal Bang Securities Pvt. Ltd.)**

B-2, 301/302, Marathon Innova,  
Opp. Peninsula Corporate Park  
Off. Ganpatrao Kadam Marg  
Lower Parel(W), Mumbai-400013  
Board No. : 91 22 6723 8000/8001  
Fax. : 022 6723 8010